

HOWO Water Bowser

20000L Capacity & WEILONG Water Pump

User's Manual



www.howotrucks.com/

Water Tanker Truck

OWNER'S MANUAL

Preface

Thank you for purchasing CS TRUCKS products. For better using your HOWO water tanker truck, get the best operating performance, we strongly suggest that before the operation process you could read this manual instructions carefully, and to manipulate the program handily.

The manual detailed describes the performance of water tanker truck, structure, usage, precautions and maintenance of such knowledge. While showing details of the truck, both pictures and description will together help you get better understanding of how to use truck. Before the operation, the skilled operator should carefully read the contents of the manual.

After master the truck performance characteristics, methods of operation and precautions, then could start to operate this bucket truck. In order to ensure the staff turnover after the operation, and properly use of the truck. This manual book must be properly kept, shall not be lost and damage.

----CS TRUCKS

Contents

Chapter 1. General Description.....	5
Chapter 2, Main Technical Data	6
Chapter 3, WEILONG Water Pump.....	7
i , What is WEILONG Water Pump?	7
ii , Why choose WEILONG Water Pump?	8
iii, How to operate and maintenance WEILONG Water Pump?.....	8
Chapter 4, Water Tanker Truck Structure Components	10
i ,Water Tanker Structure Components.....	10
ii ,Water Pipeline Structure Components.....	11
Chapter 5, Water Tanker Truck Working Principles	14
i ,How are the water trucks working?	14
ii ,What is the main component for truck?	14
iii, How to operate water trucks?. (Very Important)	15
Chapter 6, Others for Attention.....	19
i ,Precautions for Use.....	19
ii ,Maintenance	19
iii, Spare Parts List.....	20

Chapter 1. General Description

CS TRUCKS Water Tanker Truck based on type II HOWO chassis, water tanker capacity could up to 20,000liters, equal to 5300gallons, mainly used for water storage and transportation, and the working aerial can be city street, factory, desert areas and other areas of need.

The vehicle designed to fully rely on the advantages of the original 6x4 heavy duty truck chassis, fully consider the product's convenience and reliability, also the Mercedes Benz technology chassis features. The water tanker material is international standard carbon steel, both internal and external with anti-rust painting, which can effective to avoid rusting. As for tank capacity, this can be up to 20CBM and very big enough to cover all customers' water transport requirement.

The HOWO 6x4 Water Tanker Truck equipped with Liquidometer, rear climbing ladder, Euro standard Manhole, side & rear guard plate and many water outlet valves to help better use of the trucks. Cab for the single-row Air Suspension seat, comfortable driving feeling. Therefore, the vehicle is an ideal Water Tanker Truck mainly for water transportation & water spraying.



(Preview for your HOWO 20000L Water Tanker Trucks)

Chapter 2, Main Technical Data

Basic parameter:

Items		20CBM HOWO Water Tanker Truck
S I Z E	Outer Dimension (L×W×H) (mm)	10000*2500*3300
	Wheelbase (mm)	4625+1350
Kerb Weight (kg)		12000
G E A R	Gearbox brand	HOWO HW19710
	Model	10-shift gearbox
	Type	Manual
Cab capacity (includes driver)		2
E N G I N	Model	WEICHAI WP10.380E22
	Type	Six cylinder inline, four stroke, water-cool, turbocharged Inter-cooling, diesel
	Rating Power (kW/HP)	280/380
	Emission Standard	Euro 2

Note: 1. The vehicle height includes Rear Climbing Ladder.

2. We keep the right to revise the parameters on the list above.

Water Tanker basic parameter list

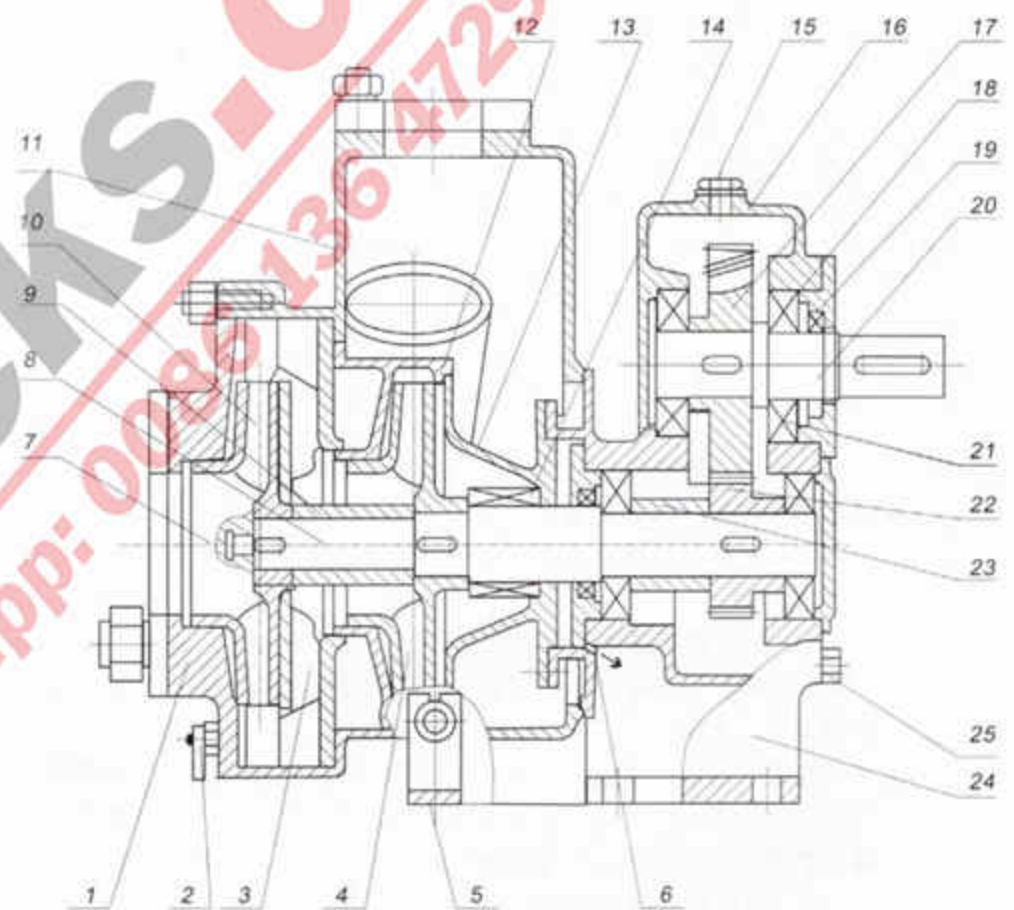
Items		Parameter	
Water tanker	Capacity (CBM)	20	
	Material	Standard Carbon Steel	
	Painting	Internal	With anti-rust painting
		External	White and Blue painting
	Special Equipment	Liquidometer	Equipped on side of tank
		Valves	Equipped on side & rear of tank
Climbing Ladder		Equipped at rear of tank	
Water Pump	Brand	WEILONG	
	Model	80QZF-60/90S	
	Water Flow Rate	m ³ /h	60
		l/min	1000
	Lifting (m)	90	
	Self-Suction Height (m)	6.5	
	Self-Suction Capacity (min/4m)	1.5	
	Rated Power (kw)	22.2	
More details for Water Pump showing as below			

Chapter 3, WEILONG Water Pump

i , What is WEILONG Water Pump?

WEILONG Pump is one of TOP Chinese brand pump. These 3 units HOWO Water Tanker Truck use 80QZF-60/90S model water pump, the pump is newly produced National Patent Products which based on our many years' independent developing & production of self-priming centrifugal pump. Also the pump comply with national standards QC/T29114-93. Advanced features for the pump showing as below: Simple Structure, Smooth Operation, High Efficiency and Reliable Operation.

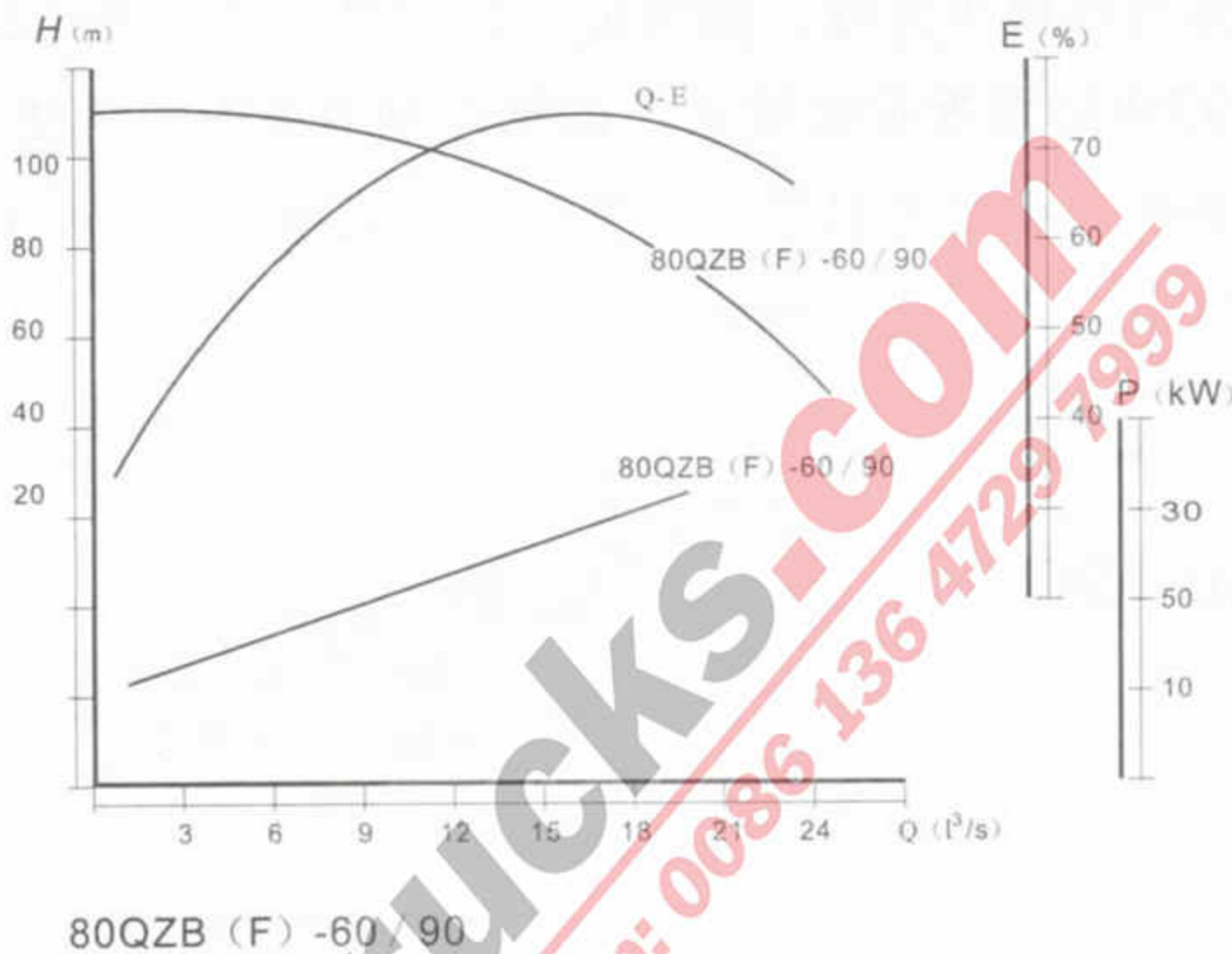
Below is basic structure for 80QZF-60/90S model water pump:



- | | | | |
|---------------------|----------------------|-------------------------------|---------------------------|
| 1. Suction Flange | 2. Drain Valves | 3. Guide Cane | 4. Secondary Impeller |
| 5. Supporting Lug | 6. Leakage Hole | 7. Impeller Nut | 8. Pump Spindle |
| 9. Mini Axle Sleeve | 10. Primary Impeller | 11. Pump | 12. Triangle Sealing Ring |
| 13. Sealing Socket | 14. Mechanical Seal | 15. Oil-Filler Plug | 16. Gearbox |
| 17. Driving Gear | 18. Bearing | 19. Input Shaft Bearing Cover | 20. Input Shaft |
| 21. Oil Sealing | 22. Driven Gear | 23. Axle Sleeve | 24. Body |
| 25. Oil Drain Screw | | | |

ii, Why choose WEILONG Water Pump?

WEILONG brand 80QZF-60/90S model pump is specially designed water pump, and water flow rate can be up to 60m³/h, which is more excellent than Similar Products. Following is Performance Curve Diagram for 80QZF-60/90S model water pump:



iii, How to operate and maintenance WEILONG Water Pump?

1. Before operating the WEILONG 80QZF-60/90S model water pump, first and most important thing you need to know is the pump Working Principle:

WEILONG 80QZF-60/90S model water pump internal body should have some Liquid Storage. When pump start working, the Impeller rotates and inlet valve have Negative Pressure, the air into pipeline and mixed with the liquid inside pump, then enter into Gas-Liquid Separation Chamber through Delivery Chamber. Because of density difference for water & air, air separated from liquid and discharged from outlet valve, meanwhile liquid sink in the Gas-Liquid Separation Chamber, after many times cycle operation till no air

Factory: No 9, Jiliang Avenue, Economic Zone, Suizhou Hubei, China
 Tel: +86 136 4729 9000 Official Web: www.howotrucks.com Email: info@howotrucks.com

inside the suction pipeline, and then the pump can start working normally.

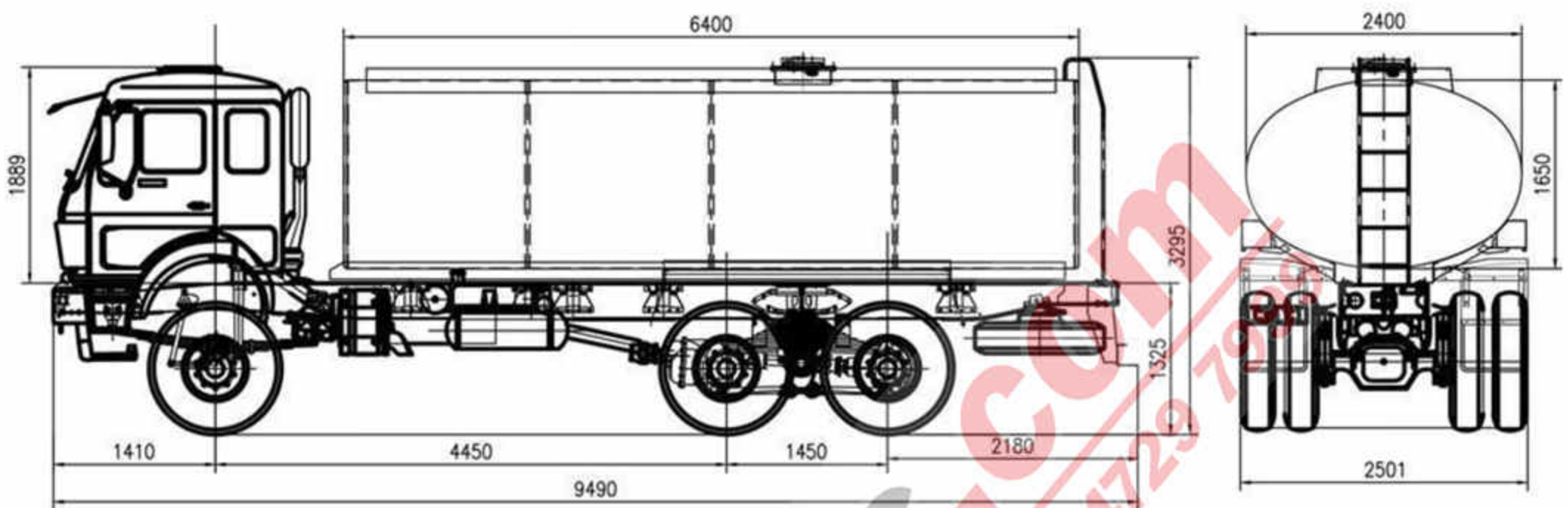
2. While using WEILONG 80QZF-60/90S model water pump, there are may be some unpredicted malfunction, following diagram help you better know the possible reason and solution:

Malfunction	Possible Reason	Solution
Pump Cannot Self-Priming	<ol style="list-style-type: none"> 1. There is not enough or no Liquid Storage internal of Pump 2. There is leakage for suction pipeline 3. Revolving speed too low 4. Suction Lifting too high or the inlet pipeline blocked 5. Bad airproof for pump 	<ol style="list-style-type: none"> 1. Add some Liquid Storage 2. Carefully examine and eliminate the problem 3. Adjust to most suitable speed 4. Reduce lifting height or inlet pipeline length 5. Repair it or replace it
Not Enough Pressure	<ol style="list-style-type: none"> 1. Inlet pipeline is blocked 2. Impeller sealing ring is damaged 3. Not enough power or low revolving speed 4. Inlet or Outlet valve not fully open 	<ol style="list-style-type: none"> 1. Clean up the blockage 2. Replace new sealing ring 3. Increase power and adjust to suitable speed 4. Open the valves completely
High Consumption for pump axle	<ol style="list-style-type: none"> 1. Flow too high 2. Revolving speed too high 3. Bearing distortion or Impeller blocked 4. Internal pipeline blocked or stuck 	<ol style="list-style-type: none"> 1. Decrease the flow 2. Properly reduce the revolving speed 3. Adjust or replace new one 4. Cleaning up
Too Noise for pump	<ol style="list-style-type: none"> 1. Pump foot instability 2. Cavitation phenomena 3. Bearing sever wear 4. Internal pipeline in pump blocked or stuck 5. Sundries in pump or pipeline 6. Pump and PTO not same shaft 	<ol style="list-style-type: none"> 1. Reinforce the pump 2. Adjust working environment 3. Replace it 4. Adjust or replace it 5. Cleaning up the pump or pipeline 6. Adjust to same shaft

Chapter 4, Water Tanker Truck Structure Components

i ,Water Tanker Structure Components

Overview for HOWO 6x4 water tanker truck technical drawing:



Above drawing show that there are totally 3 Breakwater Plate inside tank; the plate has one 500mm manhole for easy maintenance and one semicircular water hole for water flow freely. The whole water tank is **oval shape**:

Top of the Tank: safety fence, manhole and Euro standard manhole cover

Customized Euro standard manhole covers with Key (Top of tank)



Rear of the Tank: Climbing ladder with five level

Climbing ladder & working platform



Side of the Tank: Pipeline storage box and UQZ (Float Ball Liquid Level Indicator)

Pipeline storage box & nearly 6 meter long pipeline (2 sets)



UZQ (Float Ball Liquid Level Indicator) --at left side of water tank



Head Cover (Installed at the head of Indicator) Depend on requirement

ii ,Water Pipeline Structure Components

Pipeline is to water truck what blood vessel is to human body! The water tanker trucks pipeline system is simple but very practical. One main pipeline connect with water tank and water pump, which means there are two ways to collection water: firstly is pumping water directly through WEILONG 80QZF-60/90S pump; secondly is collection water from top Manhole.

At side of the truck which installed WEILONG brand water pump, also DN65 inlet water valve and outlet water valve (Pipeline system as below):



Overlook for pipeline



80QZF-60/90S Pump

Side view for pipeline



Inlet Valve controlled by Wrench
 (The wrench is removable and storage in Cabin when not use)



Pumping water into the tank

Valve Control water in & out of the tank

Spraying water out of the tank

Factory: No 9, Jiliang Avenue, Economic Zone, Suizhou Hubei, China
Tel: +86 136 4729 9000 Official Web: www.howotrucks.com Email: info@howotrucks.com

At rear of the truck which installed with working paltform and jetting cannot, details as below picture showing



Chapter 5, Water Tanker Truck Working Principles

The operator should fully understand Whole Structure and Working Principle for HOWO 6x4 Water Tanker Truck before any operation. Only trained person can operate this vehicle properly and to prevent unnecessary accidents and equipment damage.

i ,How are the water trucks working?

The HOWO 6x4 Water Tanker Truck makes use of the special power take off (PTO) to get power from the engine, and then pass the power to the WEILONG 80QZF-60/90S pump via drive axle so to rotate the pump. The pump, pipelines valves and joints consist of the pipeline system. Turn on/off valves through the regulated program, the pump can absorb water into the tank from the source or exhaust the water inside the tank through the set lines, and then come to all function.

ii ,What is the main component for truck?


The water tanker truck is refitted based on the HOWO 6x4 truck chassis. The refit part includes water carrying assembly, actuator device, pipeline system and operation system.

- *Water carrying assembly: A carbon steel container shaped ellipse, which is used to store work water.*
- *Actuator device: includes power take off, drive line, etc., which can pass the power from the chassis to the pump.*
- *Pipeline system helps come to all special functions.*
- *Operation system: helps come to all special functions' convert.*

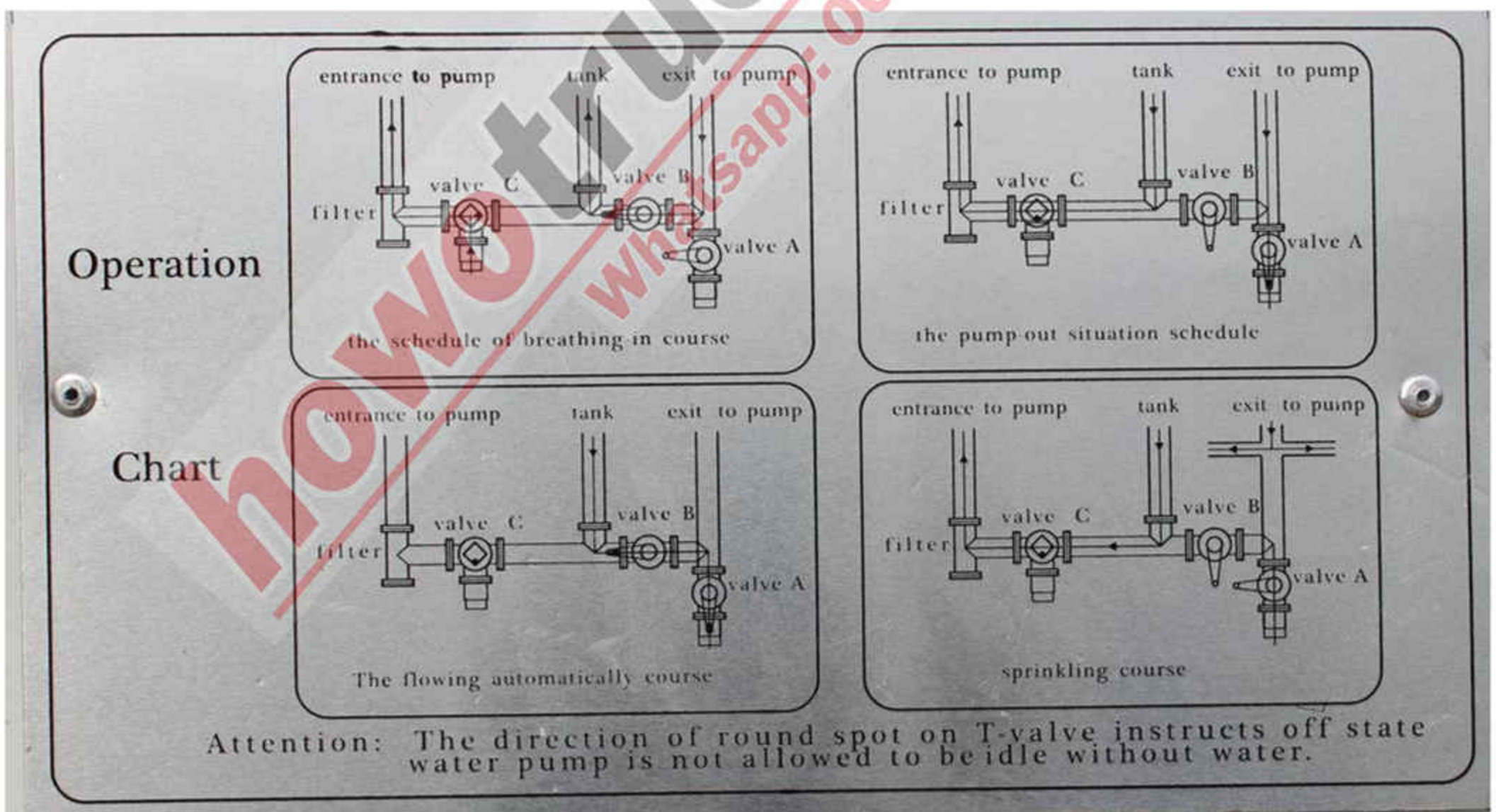
iii, How to operate water trucks?. **(Very Important)**

1. Refer to Chapter 4 and get more information about valves structure component.

**Please Note: When wrench is PARALLEL with pipeline, the pipe flow;
 When wrench is VERTICAL with pipeline, the pipe closed.**

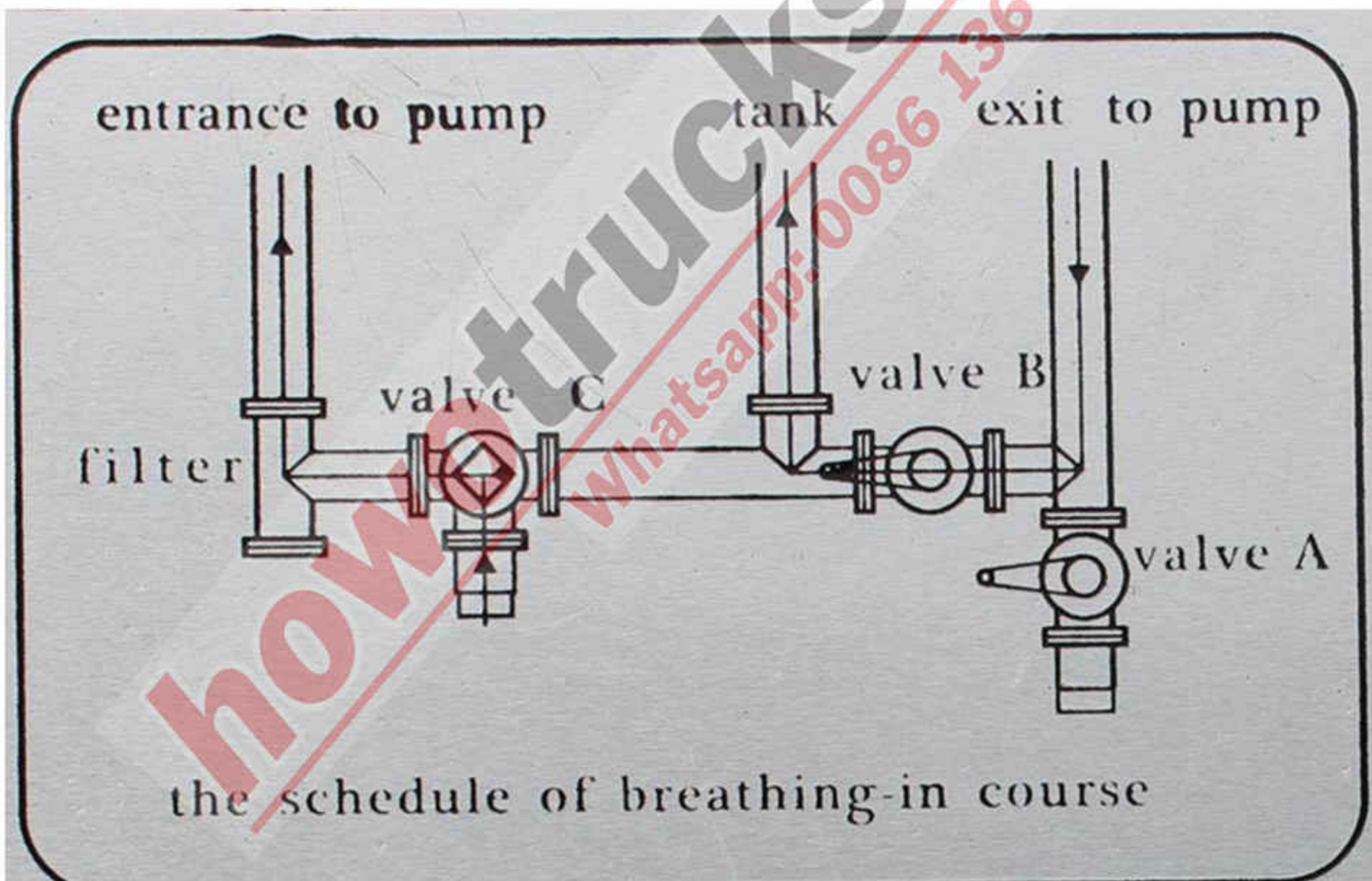


2. Read the below Operation Chart carefully before any operation:



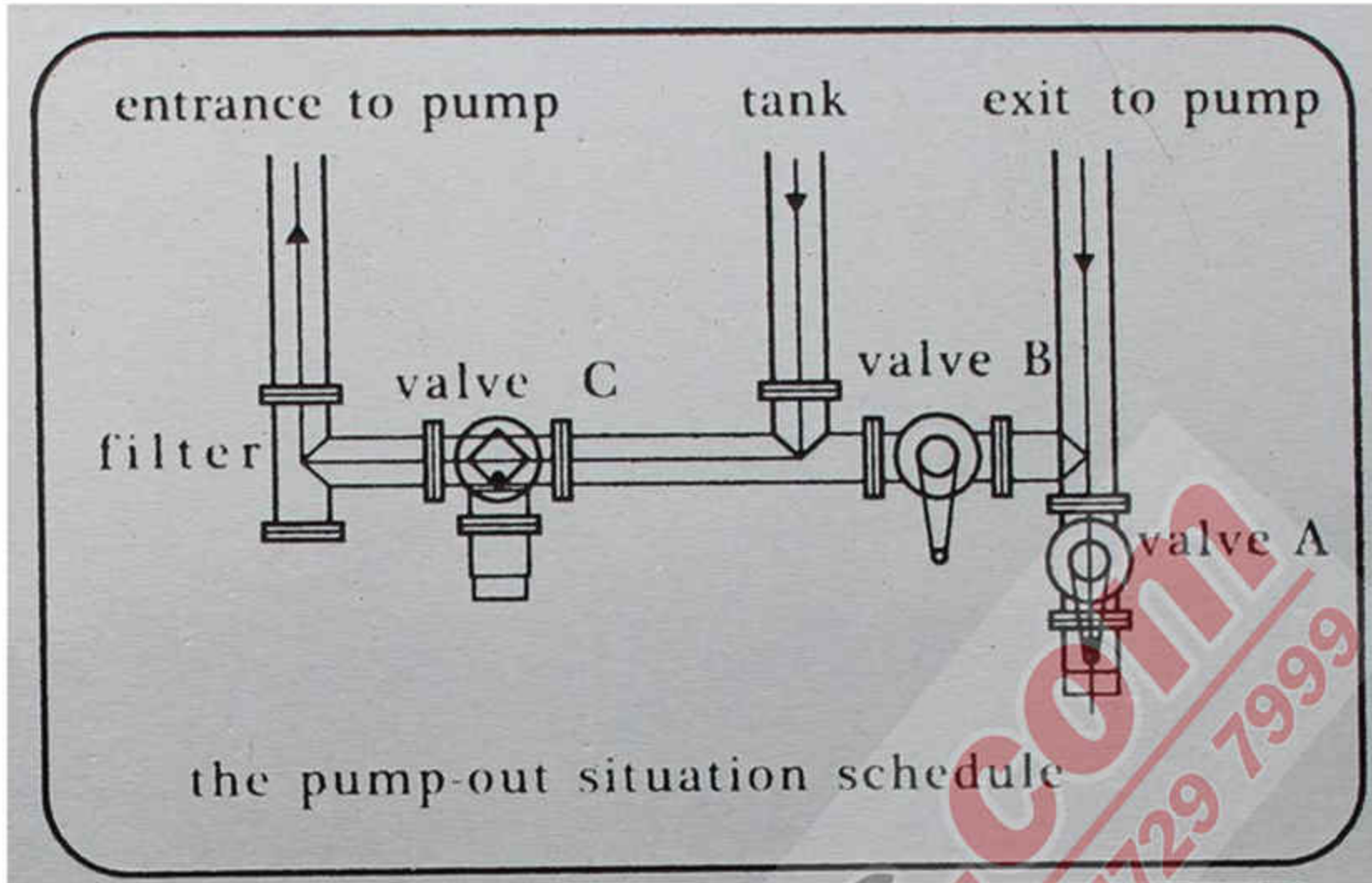
Factory: No 9, Jiliang Avenue, Economic Zone, Suizhou Hubei, China
 Tel: +86 136 4729 9000 Official Web: www.howotrucks.com Email: info@howotrucks.com

- a) Before operating valves you should operating the power take off (PTO), the truck transmission gearbox should be in neutral, when the engine is idle, step on the clutch pedal and turn the PTO switch on, and then release the clutch pedal slowly. The WEILONG pump will start operating.
- b) If this is **First Time to suction water**: You should injection at least 20Liters water into the water tank. Open the manhole cover and connect the tubes, then operation the Power Take Off and make pump working. Nearly 2 minutes later, when air exhaust out, the pump can start suction water normally.
- c) Special function operation showing as below, which mainly has following four functions:
 - **Water pumping into the tank**: close **Valve A**, open **Valve B & Valve C**, connect the pipeline with Valve C, the other side of pipeline be in pond, river, etc, then the pump start working and water go into the tank through Inlet Valve C, details showing as below chart.

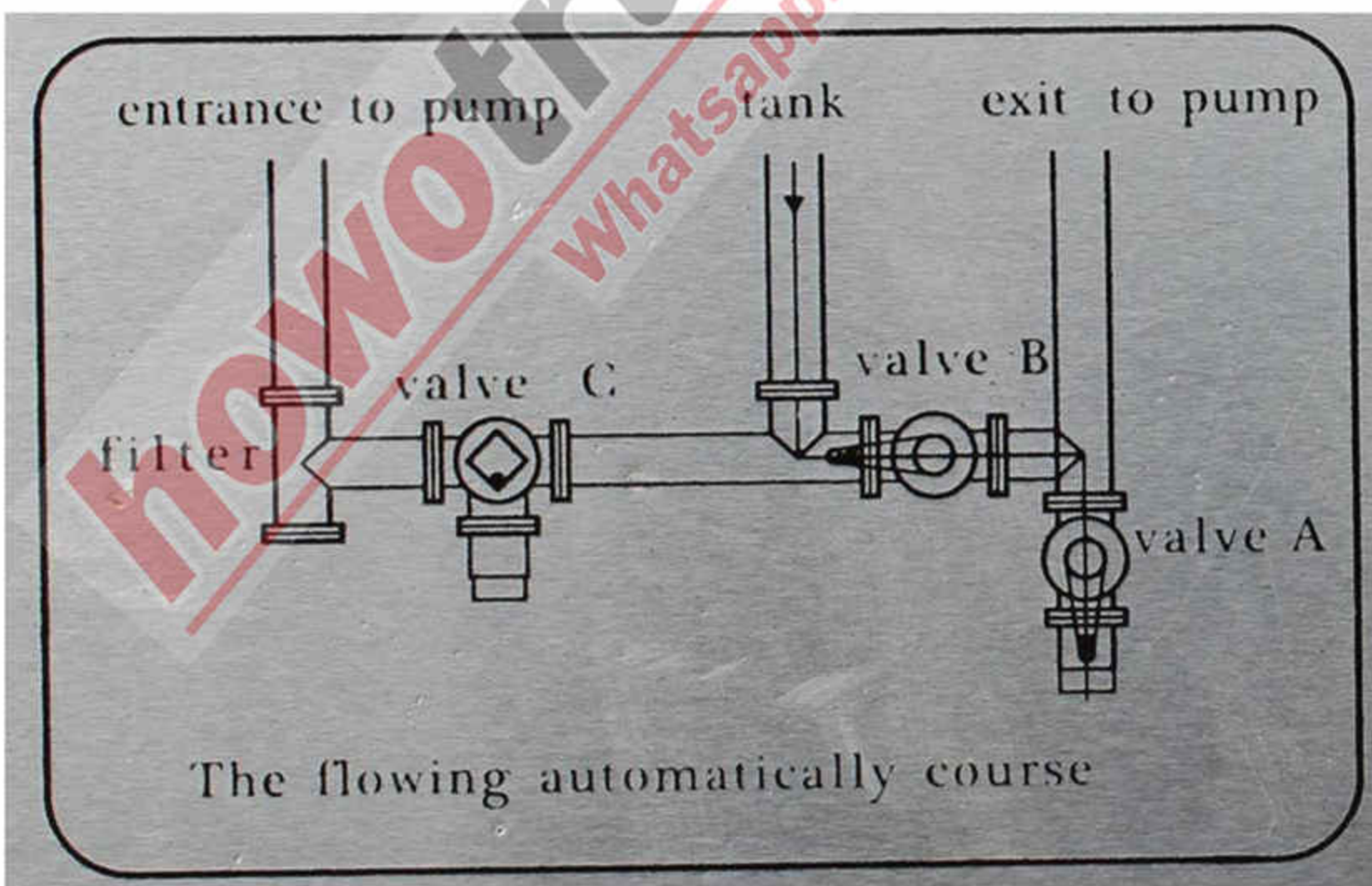


Factory: No 9, Jiliang Avenue, Economic Zone, Suizhou Hubei, China
 Tel: +86 136 4729 9000 Official Web: www.howotrucks.com Email: info@howotrucks.com

- **Water pumping out of the tank:** open **Valve A**, close **Valve B** & **Valve C**, then the pump start working and water go out of the tank through Outlet Valve A, details showing as below chart.

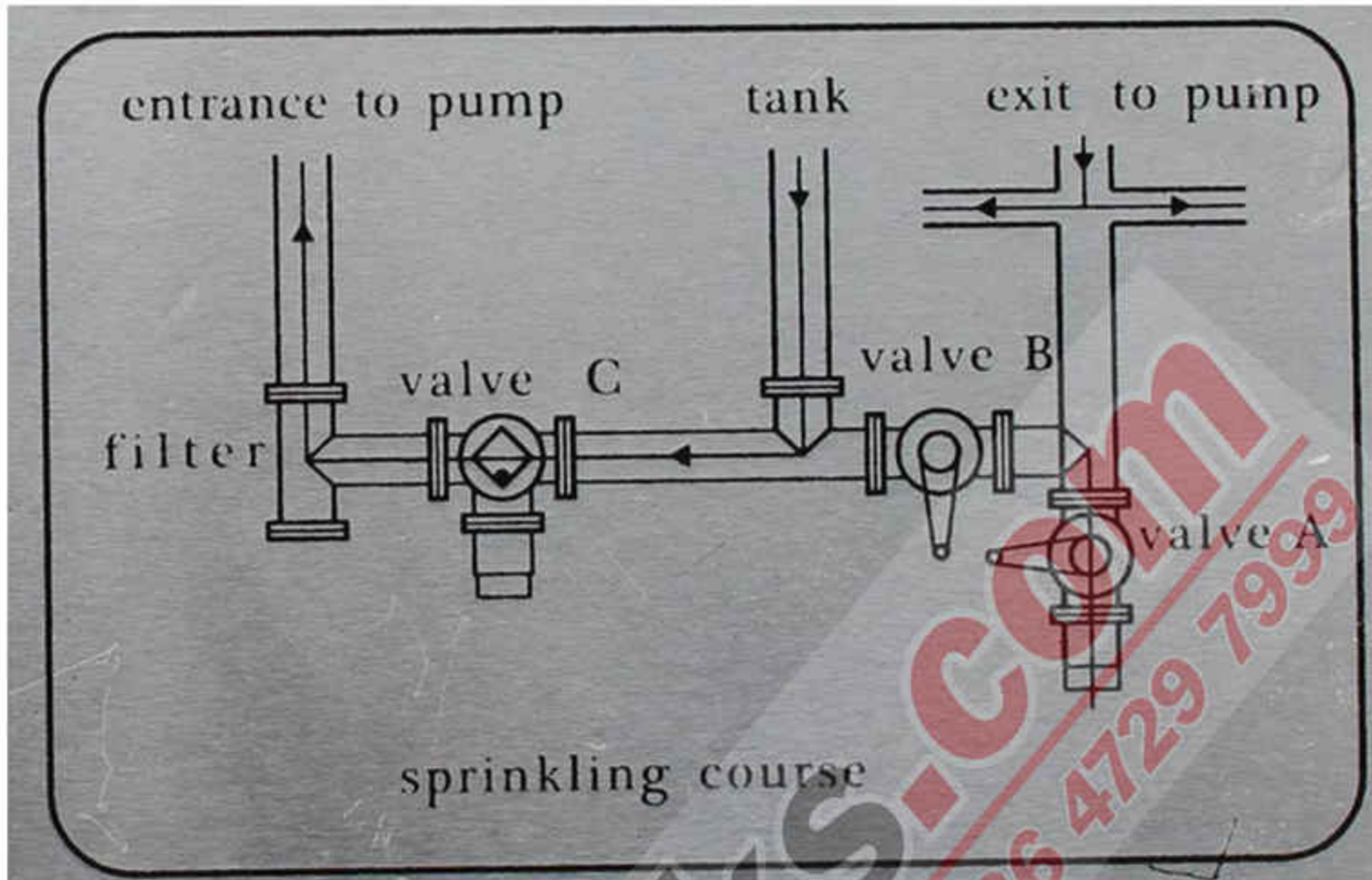


- **Water flowing out of the tank automatically (Water Pump does not work):** close **Valve C**, open **Valve A** & **Valve B**, then the water flow out of the tank automatically by self-gravity, details showing as below chart.



Factory: No 9, Jiliang Avenue, Economic Zone, Suizhou Hubei, China
 Tel: +86 136 4729 9000 Official Web: www.howotrucks.com Email: info@howotrucks.com

- **Water pumping out of the tank (Pump out from rear Valves):** close **Valve A, Valve B & Valve C**, then the pump start working and water pumping out of the tank, and finally spraying through rear Valves 1~6 (The Valves 1~6 can be controlled separated), details showing as below chart.



Rear Monitor working model:



Rear Nozzle working model:



Chapter 6, Others for Attention

After carefully reading the above information, you must be well known how to use the HOWO 6x4 Water Tanker Truck; below show some parts you need to pay attention while using the truck.

i ,Precautions for Use

- Please abide strictly by the following two manuals:
 1. **Operation and Maintenance Instruction for HOWO Heavy-Duty Truck NG80 Model** (In Tool Box)
 2. **Water Tanker Truck Owner's Manual**
- It is strictly forbidden to operate the pump without water. When the pump working over 2 minutes without water, you should stop the pump and carefully check everything and find the reason. (**Referring to Chapter 3: WEILONG Water Pump**)
- It is strictly forbidden to operate the Power Take Off (PTO) under the condition of the clutch not separation (Not step the clutch pedal). When release the clutch, you should slowly. The operation of the PTO must only on the condition of neutral for clutch.
- It is better not to do Half-Load transportation.
- When operating the Three-Way Valves (Valve A, B, C), it is not good to overexert, for overexert will influence the valve ball's leakproofness. The open & close for Three-Way Valves should completely, and strictly forbidden working when valves not operated completely.

ii ,Maintenance

- The maintenance of the chassis including clutch and transmission gearbox refer to the **"Operation and**

Factory: No 9, Jiliang Avenue, Economic Zone, Suizhou Hubei, China
 Tel: +86 136 4729 9000 Official Web: www.howotrucks.com Email: info@howotrucks.com

Maintenance Instruction for HOWO Heavy-Duty Truck NG80 Model"

- The maintenance of the Water Pump refer to the *"Water Tanker Truck Owner's Manual"*.
- When the temperature is below 0 °C, the storage water inside of the Pump, Pipeline and Tank should exhaust out to protect the parts from damage. If unused for a long time, please also exhaust out the water. When use truck again after long time, you should carefully check every parts.
- It should be checked all coupling and lubrication at fixed period to exclude the tight parts, and make sure all parts in good lubrication condition.
- Both the Water Pump, PTO, Transmission Gearbox should be carefully washed, checked and maintenance every year.
- The strainer inside filter should be washed every time after use it.

iii, Spare Parts List

Item	Products Name	Quantity
1	6m long Pipeline	2 units
2	Standard Tools for chassis	1 set
3	Three-Way Valve Wrence	1 unit